



Finger Lakes Region Annual Report



2017 Regional Highlights:

- ❖ Regional totals:
 - 8 Stewards worked Allan Treman, Taughannock Falls, Dean's Cover, Cayuga Lake, Long Point, Fair Haven, Canandaigua Lake, and Honeoye Lake
 - Number of boats: 10,326
 - Number of inspections: 10,111
 - Number of people interacted with: 24,589
- ❖ Two stewards attended the Honeoye Valley Association annual meeting to learn about the lake weed harvesting program and ongoing water quality research
- ❖ Our program partnered with the Floating classroom to train boat stewards on the limnology of Cayuga Lake
- ❖ Three stewards assisted with a streambank stabilization project at Buttermilk Falls State Park in cooperation with Tompkins county SWCD
- ❖ The program hosted a water chestnut and European frogbit pull at Fairhaven Beach State Park with various partners and removed 500 lbs. from Sterling Creek & Pond
- ❖ Ithaca area boat stewards attended the Ithaca Reggae Festival, Ithaca Farmers Market, and the I Luv my Lake Day at Owasco Lake to educate the public on aquatic invasive species and how to prevent their spread

Allan H. Treman State Marine Park:

2017:

Total hours worked	980.25
Number of interactions:	6,576
Number of inspections:	2,784
Total boats for season:	2,860
Boats per day (average):	52.80
Launching:	59%
Retrieving:	41%
Fishing:	12%
Recreation:	87%
Average Group Size:	2.3
Boats with Invasives:	270
Percent of boats carrying invasives:	10%

Invasives Found During Inspection:

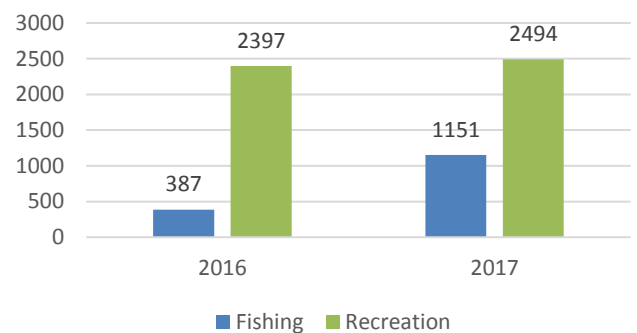
Launching: Eurasian Water Milfoil, Curly Leaf Pondweed, Quagga Mussels

Retrieving: Eurasian Water Milfoil, Spiny Water Flea, Zebra Mussels, Quagga Mussels, Starry Stonewort and Curly Leaf Pondweed

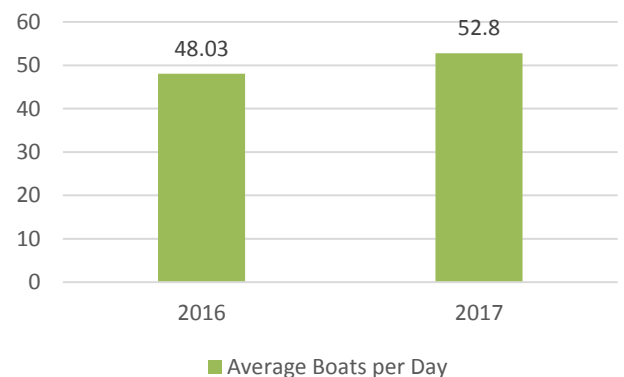
Program History (2016-2017):

Number of interactions:	12,921
Number of inspections:	5,552
Total boats:	5,645
Launching:	59%
Retrieving:	41%
Fishing:	27%
Recreation:	87%
Average Group Size:	2.29
Boats with Invasives:	738
Percent of boats carrying invasives:	8%

Fishing vs. Recreation Traffic



Boats per 10 Hour Day*



*Data only available for 2016-2017

Canandaigua Lake State Marine Park:

2017:

Total hours worked	487.5
Number of interactions:	6,452
Number of inspections:	2,331
Total boats for season:	2,424
Boats per day (average):	49.72
Launching:	86%
Retrieving:	14%
Fishing:	10%
Recreation:	89%
Average Group Size:	2.54
Boats with Invasives:	112
Percent of boats carrying invasives:	5%

Invasives Found During Inspections:

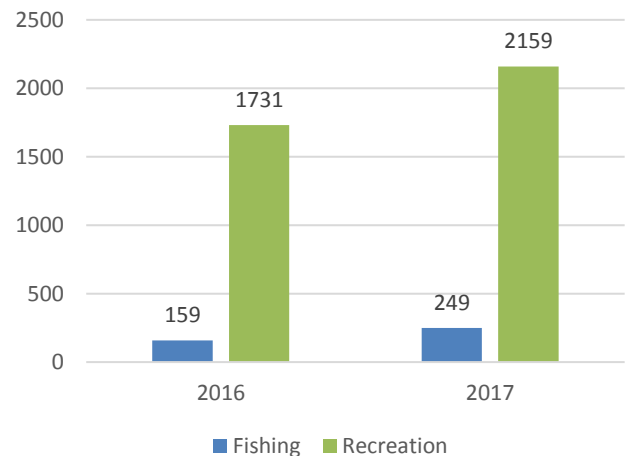
Launching: Eurasian Water Milfoil and Curly Leaf Pondweed

Retrieving: Eurasian Water Milfoil, Spiny Water Flea, Zebra Mussels, Quagga Mussels, Starry Stonewort and Curly Leaf Pondweed

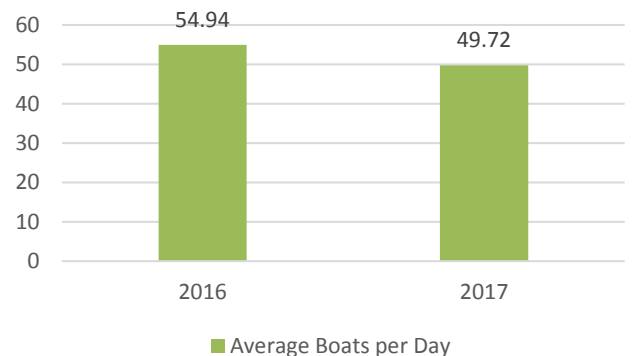
Program History (2016-2017):

Number of interactions:	11,042
Number of inspections:	4,148
Total boats:	4,313
Launching:	87%
Retrieving:	13%
Fishing:	9%
Recreation:	90%
Average Group Size:	2.56
Boats with Invasives:	234
Percent of boats carrying invasives:	6%

Fishing vs. Recreation Traffic



Boats per 10 Hour Day*



*Data only available for 2016-2017

Cayuga Lake State Park:

2017:

Total hours worked	194
Number of interactions:	1,347
Number of inspections:	602
Total boats for season:	604
Boats per day (average):	31.13
Launching:	60%
Retrieving:	40%
Fishing:	64%
Recreation:	35%
Average Group Size:	2.23
Boats with Invasives:	74
Percent of boats carrying invasives:	12%

Invasives Found During Inspections:

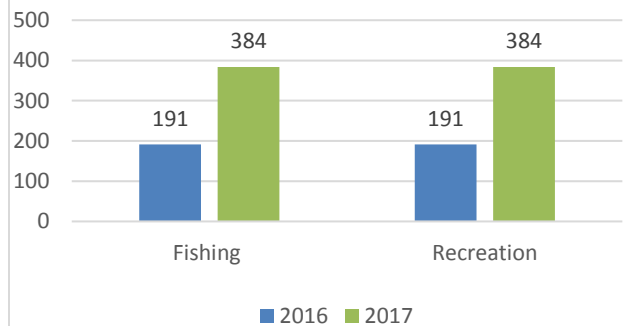
Launching: Eurasian Water Milfoil and Curly Leaf Pondweed

Retrieving: Eurasian Water Milfoil, Zebra Mussels and Curly Leaf Pondweed

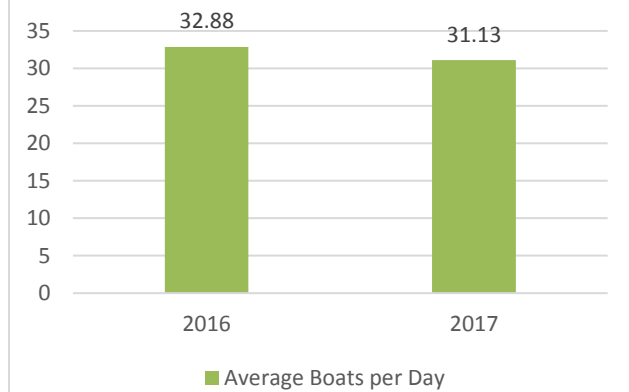
Program History (2016-2017):

Number of interactions:	1,836
Number of inspections:	863
Total boats:	867
Launching:	49%
Retrieving:	45%
Fishing:	66%
Recreation:	50%
Average Group Size:	2.04
Boats with Invasives:	143
Percent of boats carrying invasives:	19%

Fishing vs. Recreation Traffic



Boats per 10 Hour Day*



*Data only available for 2016-2017

Deans Cove Boat Launch:

2017:

Total hours worked	207.5
Number of interactions:	2,143
Number of inspections:	833
Total boats for season:	834
Boats per day (average):	40.19
Launching:	45%
Retrieving:	55%
Fishing:	59%
Recreation:	40%
Average Group Size:	2.57
Boats with Invasives:	217
Percent of boats carrying invasives:	26%

Invasives Found During Inspections:

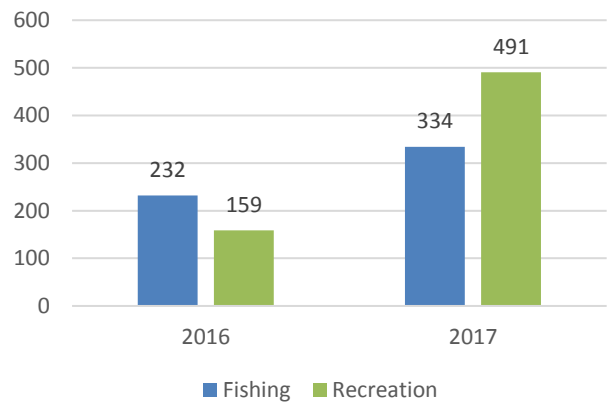
Launching: Eurasian Water Milfoil and Curly Leaf Pondweed

Retrieving: Eurasian Water Milfoil, Spiny Water Flea, Zebra Mussels, Quagga Mussels and Curly Leaf Pondweed

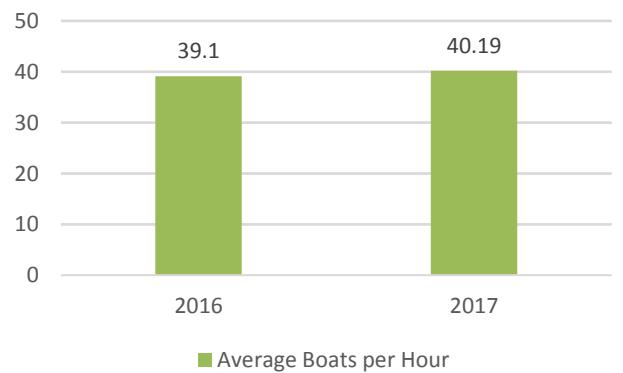
Program History (2016-2017):

Number of interactions:	3,076
Number of inspections:	1,214
Total boats:	1,225
Launching:	46%
Retrieving:	54%
Fishing:	46%
Recreation:	56%
Average Group Size:	2.48
Boats with Invasives:	305
Percent of boats carrying invasives:	23%

Fishing vs. Recreation Traffic



Boats per 10 Hour Day*



*Data only available for 2016-2017

Honeoye Lake State Marine Park:

2017:

Total hours worked	764
Number of interactions:	5,897
Number of inspections:	2,649
Total boats for season:	2,692
Boats per day (average):	67.11
Launching:	51%
Retrieving:	49%
Fishing:	84%
Recreation:	16%
Average Group Size:	2.19
Boats with Invasives:	1,186
Percent of boats carrying invasives:	45%

Invasives Found During Inspections:

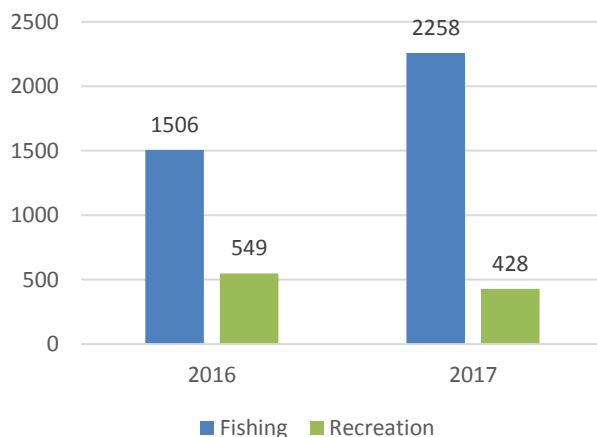
Launching: Eurasian Water Milfoil, Quagga Mussels and Curly Leaf Pondweed

Retrieving: Eurasian Water Milfoil, Spiny Water Flea, Zebra Mussels, Quagga Mussels and Curly Leaf Pondweed

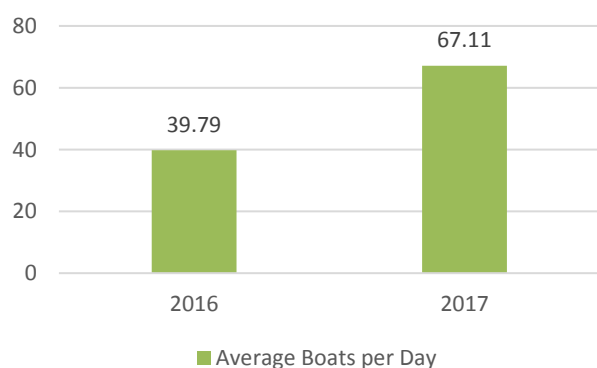
Program History (2016-2017):

Number of interactions:	10,560
Number of inspections:	4,694
Total boats:	4,746
Launching:	48%
Retrieving:	52%
Fishing:	79%
Recreation:	21%
Average Group Size:	2.23
Boats with Invasives:	2,183
Percent of boats carrying invasives:	47%

Fishing vs. Recreation Traffic



Boats per 10 Hour Day*



*Data only available for 2016-2017

Long Point State Park:

2017:

Total hours worked	155
Number of interactions:	899
Number of inspections:	400
Total boats for season:	400
Boats per day (average):	25.81
Launching:	61%
Retrieving:	39%
Fishing:	50%
Recreation:	50%
Average Group Size:	2.25
Boats with Invasives:	10
Percent of boats carrying invasives:	3%

Invasives Found During Inspection:

Launching: Eurasian Water Milfoil

Retrieving: Eurasian Water Milfoil,
Curly Leaf Pondweed and Zebra
Mussel

Taughannock Falls State Park:

2017:

Total hours worked	196.5
Number of interactions:	1,275
Number of inspections:	512
Total boats for season:	512
Boats per day (average):	26.06
Launching:	46%
Retrieving:	54%
Fishing:	36%
Recreation:	64%
Average Group Size:	2.49
Boats with Invasives:	164
Percent of boats carrying invasives:	32%

Invasives Found During Inspection:

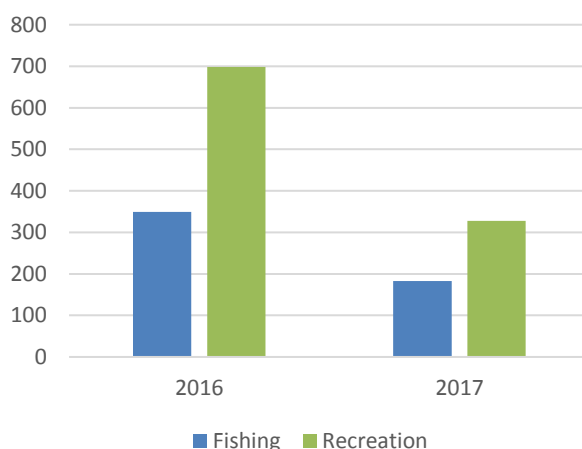
Launching: Eurasian Water Milfoil

Retrieving: Eurasian Water Milfoil, Spiny Water Flea, Quagga Mussels, Starry Stonewort and Curly Leaf Pondweed

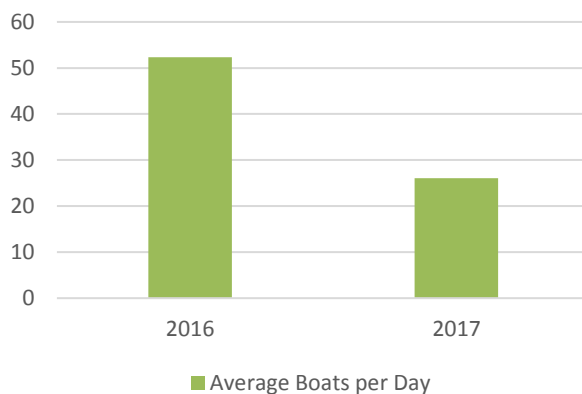
Program History (2016-2017):

Number of interactions:	3,860
Number of inspections:	1,547
Total boats:	1,559
Launching:	52%
Retrieving:	48%
Fishing:	34%
Recreation:	66%
Average Group Size:	2.48
Boats with Invasives:	398
Percent of boats carrying invasives:	27%

Fishing vs. Recreation Traffic



Boats per 10 Hour Day*



*Data only available for 2016-2017